

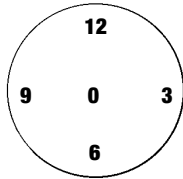


ACTIVE exhaust

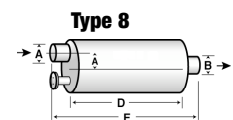
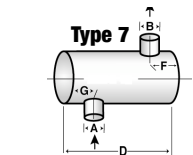
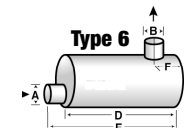
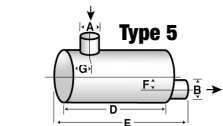
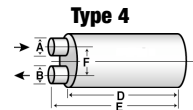
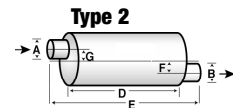
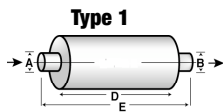
Standard Mufflers

Industry standard designs are suited for low volume applications requiring off-the-shelf solutions.

- Eliminate tooling charges
- Easy multipositional installation
- Aluminized steel
- All welded construction
- Slotted connections
- Nominal 20 dba attenuation



Inlet / Outlet Clock Position



| Type | A In | B Out | C Body Dia | D Body Length | E Overall Length | G Inlet Offset | F Outlet Offset | In/Out Clock Position | CFM @ 3" Hg | Part No. |
|-------|------|-------|------------|---------------|------------------|----------------|-----------------|-----------------------|-------------|----------|
| 1 | 1.75 | 1.75 | 4.5 | 15 | 19 | 0 | 0 | 0 | 250 | 11000 |
| 1 | 2 | 2 | 6 | 16 | 20 | 0 | 0 | 0 | 400 | 11001 |
| 1 | 2.5 | 2.5 | 7 | 18 | 23 | 0 | 0 | 0 | 600 | 11002 |
| 1 | 3 | 3 | 8.5 | 20 | 25 | 0 | 0 | 0 | 900 | 11003 |
| 1 | 3.5 | 3.5 | 9 | 22 | 27 | 0 | 0 | 0 | 1200 | 11004 |
| 1 | 4 | 4 | 10 | 24 | 30 | 0 | 0 | 0 | 1600 | 11005 |
| 1 | 5 | 5 | 12 | 32 | 38 | 0 | 0 | 0 | 2500 | 11006 |
| 1 | 6 | 6 | 12 | 36 | 42 | 0 | 0 | 0 | 3500 | 11007 |
| 2 | 2 | 2 | 4.25 x 8.5 | 16 | 20 | 2 | 2 | 12 6 | 400 | 12000 |
| 2 | 2.5 | 2.5 | 4.25 x 8.5 | 18 | 23 | 2.5 | 2.5 | 12 6 | 600 | 12001 |
| 2 | 3 | 3 | 8.3 X 11.5 | 20 | 25 | 2.5 | 2.5 | 12 6 | 900 | 12002 |
| 2 | 3.5 | 3.5 | 8.3 X 11.5 | 22 | 27 | 2.5 | 2.5 | 12 6 | 1200 | 12003 |
| 2 | 4 | 4 | 8.3 X 11.5 | 24 | 30 | 2.5 | 2.5 | 12 6 | 1600 | 12004 |
| 2 | 4 | 4 | 10 x 15 | 24 | 30 | 2.5 | 2.5 | 12 6 | 1600 | 12005 |
| 2 | 5 | 5 | 10 x 15 | 32 | 38 | 3 | 3 | 12 6 | 2500 | 12006 |
| 2 | 6 | 6 | 10 x 15 | 36 | 42 | 3.5 | 3.5 | 12 6 | 3500 | 12007 |
| 4 | 2 | 2 | 4.25 x 8.5 | 16 | 18 | 1.5 | 1.5 | 12 6 | 400 | 14000 |
| 4 | 2.5 | 2.5 | 4.25 x 8.5 | 18 | 20.5 | 1.5 | 1.5 | 12 6 | 600 | 14001 |
| 4 | 3 | 3 | 8.3 X 11.5 | 20 | 22.5 | 2 | 2 | 12 6 | 900 | 14002 |
| 4 | 3.5 | 3.5 | 8.3 X 11.5 | 22 | 24.5 | 2 | 2 | 12 6 | 1200 | 14003 |
| 4 | 4 | 4 | 8.3 X 11.5 | 24 | 27 | 2.5 | 2.5 | 12 6 | 1600 | 14004 |
| 4 | 4 | 4 | 10 x 15 | 24 | 27 | 4 | 4 | 12 6 | 1600 | 14005 |
| 4 | 5 | 5 | 10 x 15 | 32 | 35 | 4 | 4 | 12 6 | 2500 | 14006 |
| 4 | 6 | 6 | 10 x 15 | 36 | 39 | 4 | 4 | 12 6 | 3500 | 14007 |
| 5 & 6 | 1.75 | 1.75 | 4.5 | 15 | 17 | 3.25 | 1.25 | 12 6 | 250 | 15000 |
| 5 & 6 | 2 | 2 | 6 | 16 | 18 | 3.5 | 1.5 | 12 6 | 400 | 15001 |
| 5 & 6 | 2.5 | 2.5 | 7 | 18 | 20.5 | 3.5 | 2 | 12 6 | 600 | 15002 |
| 5 & 6 | 3 | 3 | 8.5 | 20 | 22.5 | 3 | 0 | 12 6 | 900 | 15003 |
| 5 & 6 | 3.5 | 3.5 | 9 | 22 | 24.5 | 3.5 | 0 | 12 6 | 1200 | 15004 |
| 5 & 6 | 4 | 4 | 10 | 24 | 27 | 4 | 0 | 12 6 | 1600 | 15005 |
| 5 & 6 | 5 | 5 | 12 | 32 | 35 | 5 | 0 | 12 6 | 2500 | 15006 |
| 5 & 6 | 6 | 6 | 12 | 36 | 39 | 6 | 0 | 12 6 | 3500 | 15007 |
| 7 | 1.75 | 1.75 | 4.5 | 15 | 15 | 2.75 | 3 | 12 6 | 250 | 17000 |
| 7 | 2 | 2 | 6 | 16 | 16 | 2 | 2 | 12 6 | 400 | 17001 |
| 7 | 2.5 | 2.5 | 7 | 18 | 18 | 2.5 | 2.5 | 12 6 | 600 | 17002 |
| 7 | 3 | 3 | 8.5 | 20 | 20 | 3 | 3 | 12 6 | 900 | 17003 |
| 7 | 3.5 | 3.5 | 9 | 22 | 22 | 3.5 | 3.5 | 12 6 | 1200 | 17004 |
| 7 | 4 | 4 | 10 | 24 | 24 | 4 | 4 | 12 6 | 1600 | 17005 |
| 7 | 5 | 5 | 12 | 32 | 32 | 5 | 5 | 12 6 | 2500 | 17006 |
| 7 | 6 | 6 | 12 | 36 | 36 | 6 | 6 | 12 6 | 3500 | 17007 |
| 8 | 4 | 4 | 8.3 X 11.5 | 24 | 30 | 2.5 | 2.5 | 12 6 | 1600 | 18000 |
| 8 | 4 | 4 | 10 x 15 | 24 | 30 | 4 | 4 | 12 6 | 1600 | 18001 |
| 8 | 5 | 5 | 10 x 15 | 32 | 38 | 4 | 4 | 12 6 | 2500 | 18002 |
| 8 | 6 | 6 | 10 x 15 | 36 | 42 | 4 | 4 | 12 6 | 3500 | 18003 |

* All dimensions in inches.