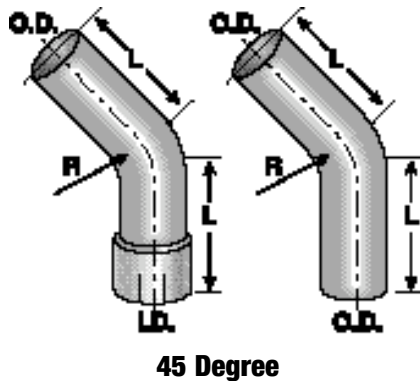
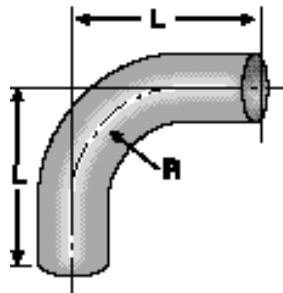
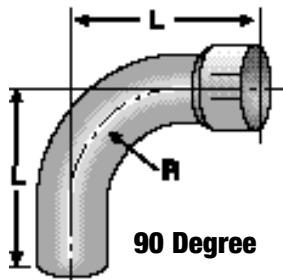




ACTIVE Exhaust

90° & 45° Bent Tubes

Material
2"- 6" 16 ga. alz. steel



Outside Diameter	Bend	Leg	Centerline Radius	Part Number	
				OD / ID	OD/OD
2.00"	45	4.00"	2.50"	20001	20029
2.00"	90	6.50"	2.50"	20002	20030
2.00"	45	5.00"	3.00"	20003	20031
2.00"	90	8.00"	3.00"	20004	20032
2.25"	45	4.50"	4.00"	20005	20033
2.25"	90	8.50"	4.00"	20006	20034
2.50"	45	5.00"	4.00"	20007	20035
2.50"	90	9.00"	4.00"	20008	20036
3.00"	45	6.00"	3.00"	20009	20037
3.00"	90	9.00"	3.00"	20010	20038
3.00"	45	6.00"	5.00"	20011	20039
3.00"	90	11.00"	5.00"	20012	20040
3.50"	45	7.00"	3.50"	20013	20041
3.50"	90	10.50"	3.50"	20014	20042
3.50"	45	7.00"	6.00"	20015	20043
3.50"	90	13.00"	6.00"	20016	20044
4.00"	45	8.00"	4.00"	20017	20045
4.00"	90	12.00"	4.00"	20018	20046
4.00"	45	8.00"	6.00"	20019	20047
4.00"	90	14.00"	6.00"	20020	20048
5.00"	45	10.00"	5.00"	20021	20049
5.00"	90	15.00"	5.00"	20022	20050
5.00"	45	10.00"	8.00"	20023	20051
5.00"	90	18.00"	8.00"	20024	20052
6.00"	45	12.00"	6.50"	20025	20053
6.00"	90	18.50"	6.50"	20026	20054
6.00"	45	12.00"	10.00"	20027	20055
6.00"	90	22.00"	10.00"	20028	20056

Note: ACTIVE would be pleased to quote bent tubes with specifications not included above.

www.activexhaust.com
1-888-918-5047